

Pearson Edexcel International Advanced Level

Decision Mathematics D1

Advanced/Advanced Subsidiary

Monday 1 February 2016 – Afternoon

Time: 1 hour 30 minutes

Paper Reference

WDM01/01

You must have:

D1 Answer Book

Candidates may use any calculator allowed by the regulations of the Joint Council for Qualifications. Calculators must not have the facility for symbolic algebra manipulation, differentiation and integration, or have retrievable mathematical formulae stored in them.

Instructions

- Use **black** ink or ball-point pen.
- If pencil is used for diagrams/sketches/graphs it must be dark (HB or B). Coloured pencils and highlighter pens must not be used.
- **Fill in the boxes** on the top of the answer book with your name, centre number and candidate number.
- Answer **all** questions and ensure that your answers to parts of questions are clearly labelled.
- Answer the questions in the D1 answer book provided – *there may be more space than you need.*
- You should show sufficient working to make your methods clear. Answers without working may not gain full credit.
- When a calculator is used, the answer should be given to an appropriate degree of accuracy.
- Do not return the question paper with the answer book.

Information

- The total mark for this paper is 75.
- The marks for **each** question are shown in brackets – *use this as a guide as to how much time to spend on each question.*

Advice

- Read each question carefully before you start to answer it.
- Try to answer every question.
- Check your answers if you have time at the end.

P48000A

©2016 Pearson Education Ltd.

1/1/11/11/11



Turn over

PEARSON

Write your answers in the D1 answer book for this paper.

1.

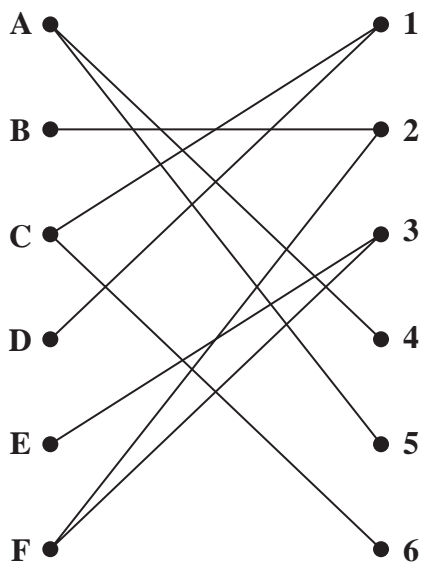


Figure 1

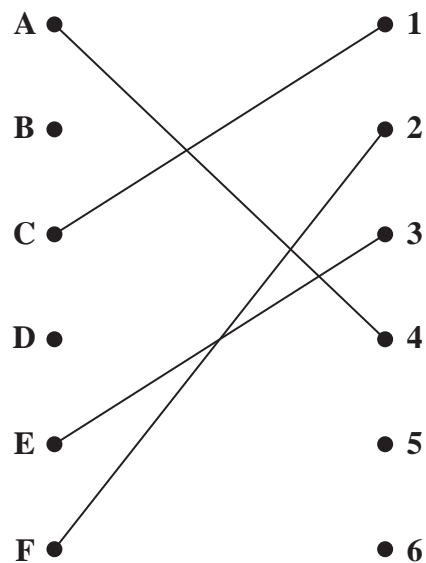


Figure 2

Figure 1 shows the possible allocations of six workers, A, B, C, D, E and F, to six tasks, 1, 2, 3, 4, 5 and 6.

Figure 2 shows an initial matching.

(a) Starting from this initial matching, use the maximum matching algorithm to find an improved matching. You must list the alternating path used and state your improved matching. (2)

(b) Explain why it is not possible to find a complete matching. (1)

Now, **exactly** one worker may be trained so that a complete matching becomes possible. **Either** worker A can be trained to do task 1 **or** worker E can be trained to do task 4.

(c) Decide which worker, A or E, should be trained. Give a reason for your answer. (2)

You may now assume that the worker you identified in (c) has been trained.

(d) Starting from the improved matching found in (a), use the maximum matching algorithm to find a complete matching. You must list the alternating path used and state your complete matching. (3)

(Total 8 marks)

2. Kruskal's algorithm finds a minimum spanning tree for a connected graph with n vertices.

(a) Explain the terms

(i) connected graph,

(ii) tree,

(iii) spanning tree.

(3)

(b) Write down, in terms of n , the number of arcs in the minimum spanning tree.

(1)

The table below shows the lengths, in km, of a network of roads between seven villages, A, B, C, D, E, F and G.

	A	B	C	D	E	F	G
A	–	17	–	19	30	–	–
B	17	–	21	23	–	–	–
C	–	21	–	27	29	31	22
D	19	23	27	–	–	40	–
E	30	–	29	–	–	33	25
F	–	–	31	40	33	–	39
G	–	–	22	–	25	39	–

(c) Complete the drawing of the network on Diagram 1 in the answer book by adding the necessary arcs from vertex C together with their weights.

(2)

(d) Use Kruskal's algorithm to find a minimum spanning tree for the network. You should list the arcs in the order that you consider them. In each case, state whether you are adding the arc to your minimum spanning tree.

(3)

(e) State the weight of the minimum spanning tree.

(1)

(Total 10 marks)

3. 12.1 9.3 15.7 10.9 17.4 6.4 20.1 7.9 8.1 14.0

- (a) Use the first-fit bin packing algorithm to determine how the numbers listed above can be packed into bins of size 33
(3)

The list is to be sorted into **descending** order.

- (b) (i) Starting at the left-hand end of the list, perform two passes through the list using a bubble sort. Write down the state of the list that results at the end of each pass.

- (ii) Write down the total number of comparisons and the total number of swaps performed during your two passes.
(4)

- (c) Use a quick sort on the **original** list to obtain a fully sorted list in **descending** order. You must make your pivots clear.
(4)

- (d) Use the first-fit decreasing bin packing algorithm to determine how the numbers listed can be packed into bins of size 33
(3)

- (e) Determine whether your answer to (d) uses the minimum number of bins. You must justify your answer.
(1)

(Total 15 marks)

4.

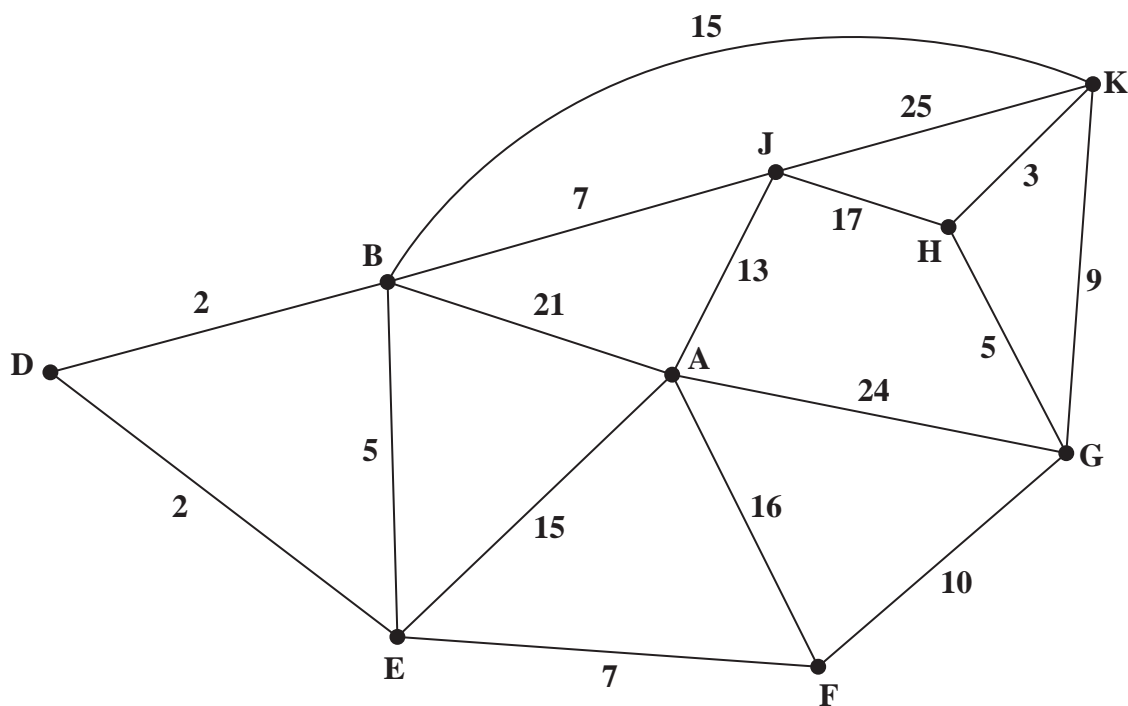


Figure 3

[The total weight of the network is 196]

Figure 3 models a network of roads. The number on each edge gives the time, in minutes, taken to travel along that road. Oliver wishes to travel by road from A to K as quickly as possible.

- (a) Use Dijkstra’s algorithm to find the shortest time needed to travel from A to K. State the quickest route. (6)

On a particular day Oliver must travel from B to K via A.

- (b) Find a route of minimal time from B to K that includes A, and state its length. (2)

Oliver needs to travel along each road to check that it is in good repair. He wishes to minimise the total time required to traverse the network.

- (c) Use the route inspection algorithm to find the shortest time needed. You must state all combinations of edges that Oliver could repeat, making your method and working clear. (7)

(Total 15 marks)

5. A linear programming problem in x and y is described as follows.

$$\text{Maximise } P = 5x + 3y$$

$$\text{subject to: } x \geq 3$$

$$x + y \leq 9$$

$$15x + 22y \leq 165$$

$$26x - 50y \leq 325$$

- (a) Add lines and shading to Diagram 1 in the answer book to represent these constraints. Hence determine the feasible region and label it R. (4)
- (b) Use the objective line method to find the optimal vertex, V, of the feasible region. You must draw and label your objective line and label vertex V clearly. (2)
- (c) Calculate the exact coordinates of vertex V and hence calculate the corresponding value of P at V. (3)

The objective is now to **minimise** $5x + 3y$, where x and y are **integers**.

- (d) Write down the minimum value of $5x + 3y$ and the corresponding value of x and corresponding value of y . (2)

(Total 11 marks)

6.

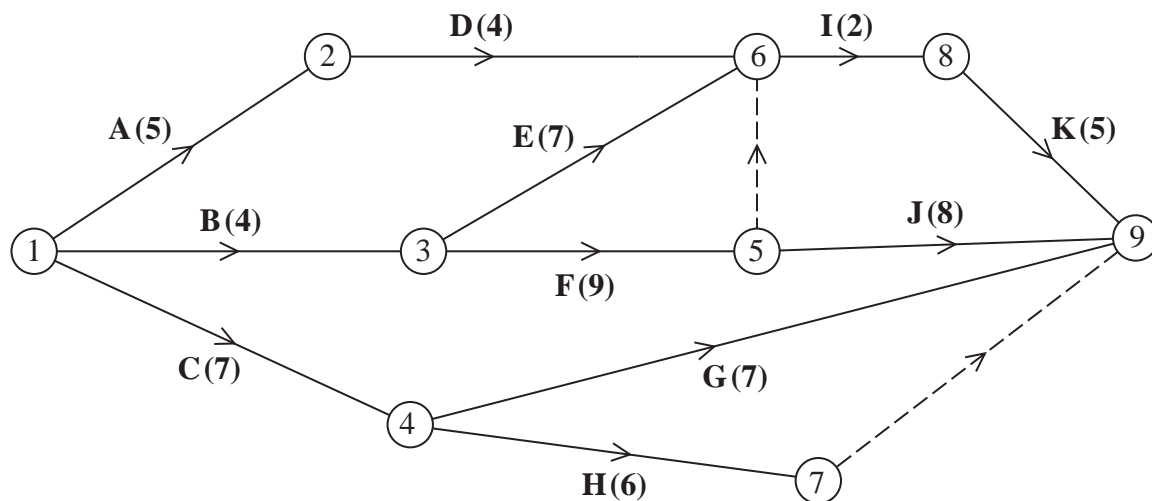


Figure 4

A project is modelled by the activity network shown in Figure 4. The activities are represented by the arcs. The number in brackets on each arc gives the time required, in hours, to complete the activity. The numbers in circles are the event numbers. Each activity requires one worker.

- (a) Explain the significance of the dummy activity
- (i) from event 5 to event 6
 - (ii) from event 7 to event 9
- (2)
- (b) Complete Diagram 1 in the answer book to show the early event times and the late event times.
- (4)
- (c) State the minimum project completion time.
- (1)
- (d) Calculate a lower bound for the minimum number of workers required to complete the project in the minimum time. You must show your working.
- (2)
- (e) On Grid 1 in your answer book, draw a cascade (Gantt) chart for this project.
- (4)
- (f) On Grid 2 in your answer book, construct a scheduling diagram to show that this project can be completed with three workers in just one more hour than the minimum project completion time.
- (3)

(Total 16 marks)

TOTAL FOR PAPER: 75 MARKS

END